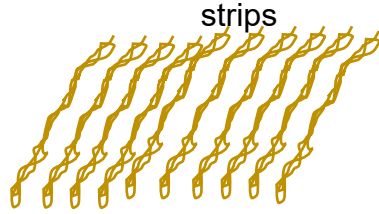



Christmas Wheat Ornament Instructions

Materials: 3 wheat stalks 1 brown chenille strip 10 gold chenille strips 3 ribbons 1 bell



Note: chenille strips are pipecleaners


1. Hold wheat stalks with heads close together and wrap stems tightly with the brown chenille strip.



2. Fold each gold chenille strip in half and twist to form a loop.



3. Twist each loop onto the wrapped wheat stems starting just below the wheat heads.



4. String the bell onto one ribbon and tie it on between the loops and the wheat heads. Tie one ribbon onto the end of the stems above the chenille loops. Tie on the other ribbon as a loop to hang the ornament.

