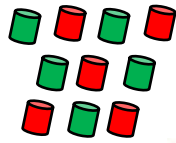


## Beads and Bells Ornament

Materials: 3 chenille strips  
(pipecleaners)




60 beads




6 bells



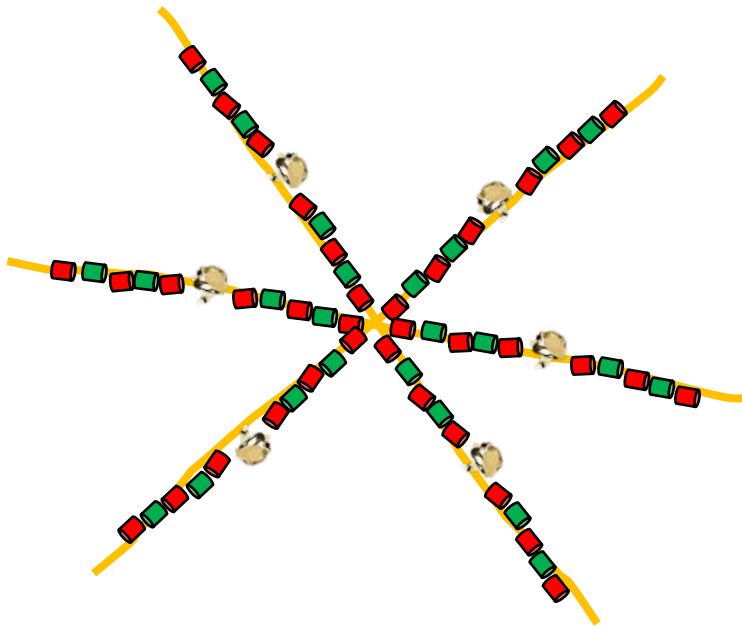

1 ribbon



1 garland piece



1. Hold the chenille strips together  
and twist them in the middle.  
Spread out the six "arms"



2. Slide 5 beads onto one  
arm and then slide on 1 bell.  
Slide on 5 more beads.  
Repeat on the 5 other arms.

3. Gather the outer ends of the arms  
together and twist. Bend the arms to  
form a ball. Twist the garland piece on  
to the twisted arm tops. Tie the ribbon  
onto the ornament as a hanger.



Enjoy your ornament!